

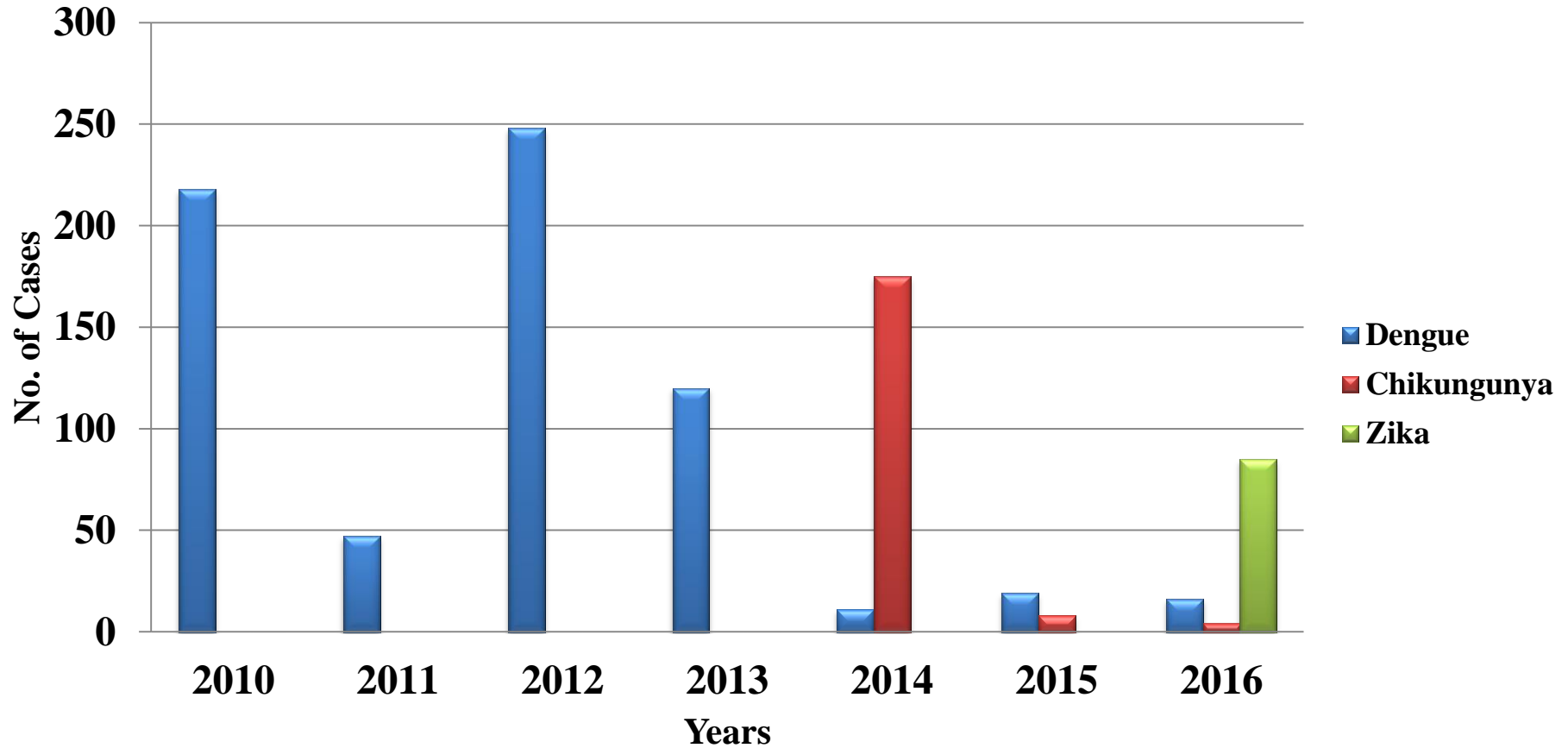
# Dengue and COVID-19 in St. Vincent & the Grenadines



Prepared by: Tamara Bobb – Epidemiologist

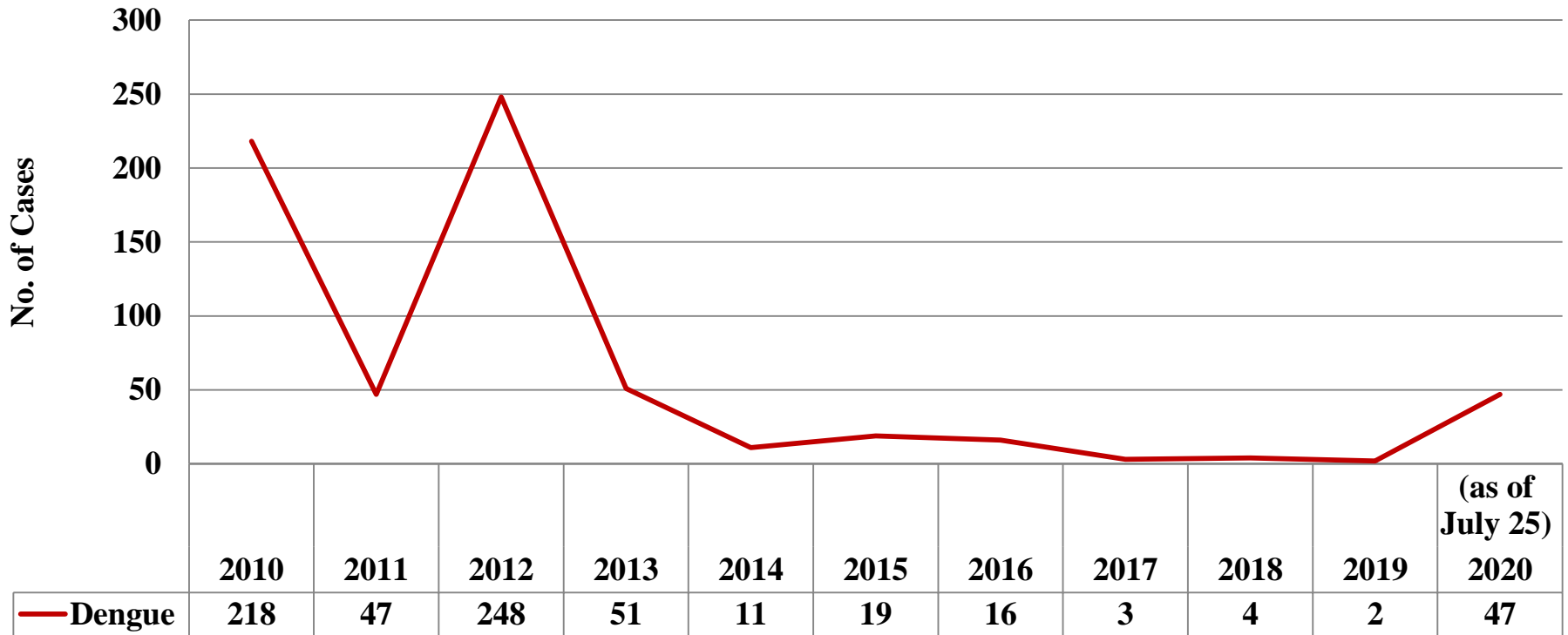
# Mosquito-borne Diseases Overview

Laboratory Confirmed Cases of Dengue, Chikungunya & Zika in SVG during outbreak years 2010-2016



# Mosquito-borne Diseases Overview

Laboratory Confirmed Dengue Virus Cases in St. Vincent and the Grenadines, 2010-2020



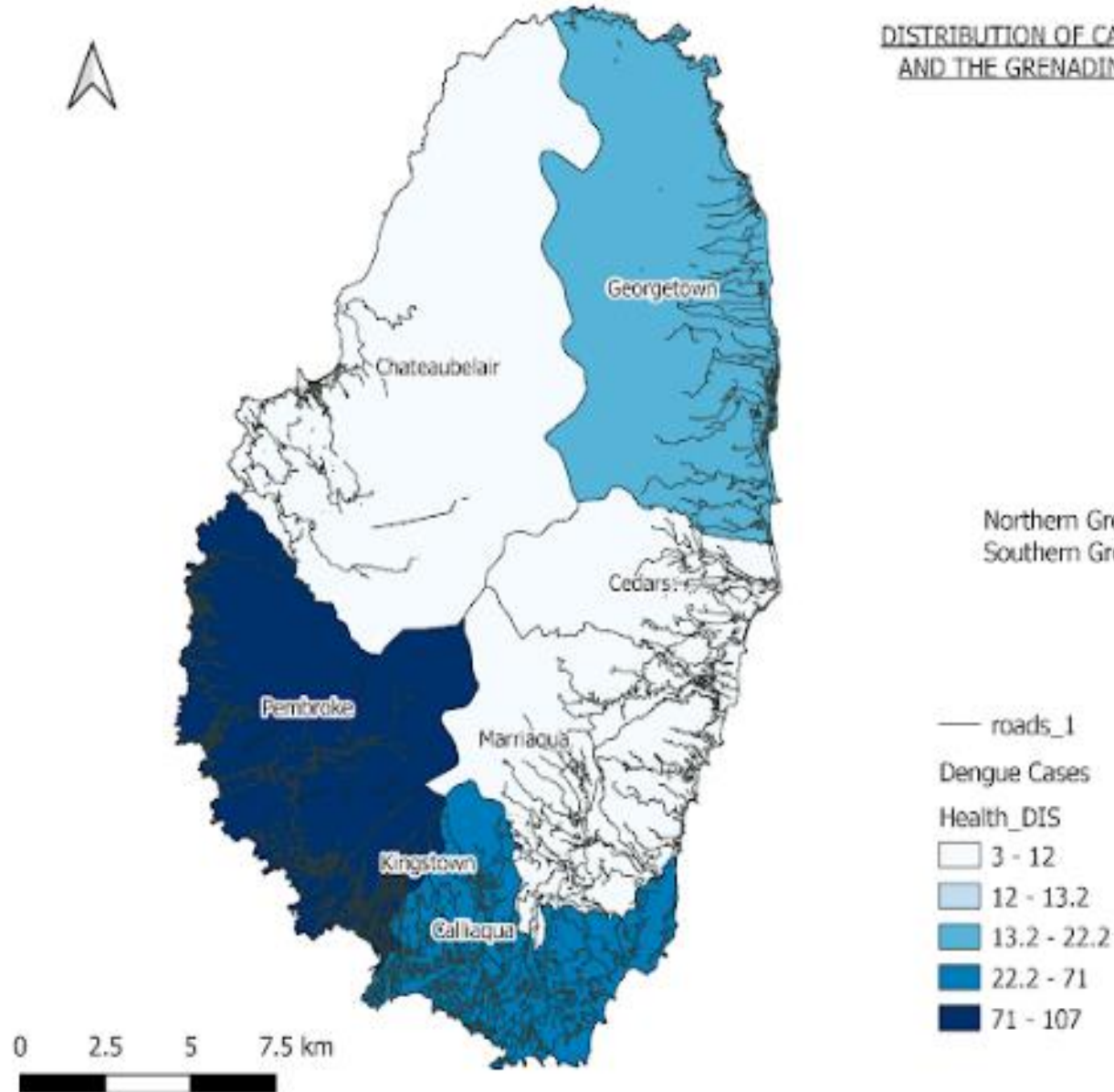
**TABLE 1 TABLE SHOWING LABORATORY CONFIRMED DENGUE INFECTIONS  
BY AGE GROUP IN ST. VINCENT AND THE GRENADINES, JANUARY -  
SEPTEMBER 22, 2020**

| <b>AGE GROUP</b>    | <b>NO. OF CASES</b> | <b>PERCENTAGE</b>  |
|---------------------|---------------------|--------------------|
| 0-5                 | 56                  | 15%                |
| 6-15                | 142                 | 38%                |
| 16-25               | 70                  | 18.7%              |
| 26-35               | 28                  | 7.5%               |
| 36-45               | 19                  | 5.1%               |
| 46-55               | 17                  | 4.5%               |
| 56-65               | 15                  | 4.0%               |
| 66-75               | 13                  | 3.5%               |
| 76-85               | 7                   | 1.9%               |
| 85+                 | 2                   | 0.5%               |
| UNKNOWN             | 5                   | 1.5%               |
| <b><u>TOTAL</u></b> | <b><u>374</u></b>   | <b><u>100%</u></b> |

**TABLE 2 TABLE SHOWING LABORATORY CONFIRMED DENGUE INFECTIONS BY HEALTH DISTRICTS IN ST. VINCENT AND THE GRENADINES, JANUARY - SEPTEMBER 22, 2020**

| <b>HEALTH DISTRICT</b>     | <b>NO. OF CASES</b> | <b>PERCENTAGE</b> |
|----------------------------|---------------------|-------------------|
| <b>CALLIAQUA</b>           | <b>27</b>           | <b>7.2</b>        |
| <b>CEDARS</b>              | <b>12</b>           | <b>3.2</b>        |
| <b>CHATEAUBELAIR</b>       | <b>3</b>            | <b>0.8</b>        |
| <b>GEORGETOWN</b>          | <b>63</b>           | <b>16.9</b>       |
| <b>KINGSTOWN</b>           | <b>82</b>           | <b>21.9</b>       |
| <b>MARRIAQUA</b>           | <b>12</b>           | <b>3.2</b>        |
| <b>PEMBROKE</b>            | <b>107</b>          | <b>28.6</b>       |
| <b>NORTHERN GRENADINES</b> | <b>2</b>            | <b>0.5</b>        |
| <b>SOUTHERN GRENADINES</b> | <b>7</b>            | <b>1.9</b>        |
| <b>UNKNOWN</b>             | <b>59</b>           | <b>15.8</b>       |

DISTRIBUTION OF CASES OF DENGUE IN ST. VINCENT  
AND THE GRENADINES, AS OF 22 SEPTEMBER 2020



# Circulating Serotypes

- Currently DENV Type 3
- Previously circulated serotypes:
  - 2001 – Type 3
  - 2002 – Type 3
  - 2003 – Type 3
  - 2004 – Type 3
  - 2005 – Type 3
  - 2010 – Type 1 & 2
  - 2020 – Type 3

# COVID-19 Rapid Antibody Tests

- **Approximately 2055 persons screened**
  - Health Care Workers
  - AIA frontline staff
  - Accommodation Sector
  - Teachers
  - Farmers
  - Transportation Sector including ferry staff, van drivers, conductors
  - Police Officers
  - Fisher folk
  - Supermarkets, shops
  - Footballers
  - MHRC Inpatient and staff







# ST. VINCENT AND THE GRENADINES CORONAVIRUS (COVID-19) REPORT

Monday, September 21, 2020 | 6:00 PM



❖ NUMBER OF COVID-19 CASES

64



❖ NUMBER OF PERSONS RECOVERED

64



❖ NUMBER OF ACTIVE CASES

0



❖ NUMBER OF COVID-19 RELATED DEATHS

0



❖ NUMBER OF PERSONS TESTED

4778



❖ NUMBER OF PENDING RESULTS

12

28 RESULTS RECEIVED SINCE LAST REPORT

COVID-19 HOTLINE: (784) 534-4325 | [coronavirustaskforcesvg@gmail.com](mailto:coronavirustaskforcesvg@gmail.com) | [#svgslowingthespread](https://twitter.com/svgslowingthespread)

Thank  
you!!!  
...

